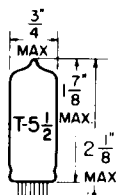


TUNG-SOL

HEPTODE

MINIATURE TYPE



GLASS BULB

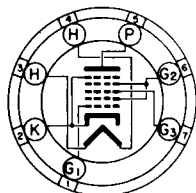
COATED UNIPOTENTIAL CATHODE

HEATER

6.3 VOLTS 0.3 AMP.

AC OR DC

ANY MOUNTING POSITION


BOTTOM VIEW
 MINIATURE BUTTON
 7 PIN BASE

7CH

THE 6CS6 IS A MINIATURE DUAL CONTROL PENTAGRID TUBE INTENDED FOR USE IN SYNC SEPARATOR CIRCUITS. IN THESE CIRCUITS IT PROVIDES IMPROVED NOISE IMMUNITY. BOTH CONTROL GRIDS HAVE SHARP CUT-OFF CHARACTERISTICS.

DIRECT INTERELECTRODE CAPACITANCES - APPROX.

GRID #1 TO PLATE: G_1 TO P (MAX.)	0.05	μ f
GRID #3 TO PLATE: G_3 TO P (MAX.)	0.36	μ f
#1 INPUT: G_1 TO (H+K+ G_2 + G_3 &5)	5.5	μ f
#3 INPUT: G_3 TO (H+K+ G_1 + G_2 &5)	7.0	μ f
OUTPUT: P TO (H+K+ G_1 + G_2 + G_3 &5)	7.5	μ f
COUPLING: G_1 TO G_3 (MAX.)	0.22	μ f

RATINGS ←

INTERPRETED ACCORDING TO DESIGN CENTER SYSTEM

DESIGN CENTER VALUES

HEATER VOLTAGE	6.3	VOLTS
MAXIMUM HEATER-CATHODE VOLTAGE:		
HEATER NEGATIVE		
TOTAL DC AND PEAK	200	VOLTS
HEATER POSITIVE	100	VOLTS
DC	200	VOLTS
TOTAL DC AND PEAK	300	VOLTS
MAXIMUM PLATE VOLTAGE		
MAXIMUM GRID #2 & #4 VOLTAGE ^A		
MAXIMUM GRID #2 & #4 SUPPLY VOLTAGE	300	VOLTS
MAXIMUM PLATE DISSIPATION	1.0	WATT
MAXIMUM GRID #2 & #4 DISSIPATION:		
FOR GRID #2 & GRID #4 VOLTAGES UP TO 150 VOLTS	1.0	VOLTS
FOR GRID #2 & GRID #4 VOLTAGES BETWEEN 150 & 300V. ^A		
MAXIMUM CATHODE CURRENT	14	MA.
MAXIMUM GRID #1 CIRCUIT RESISTANCE	0.47	MEGOHM
MAXIMUM GRID #3 CIRCUIT RESISTANCE	2.2	MEGOHMS

^ASEE SCREEN DISSIPATION RATING CHART JEDEC #J5-C4-2.

→ INDICATES A CHANGE.

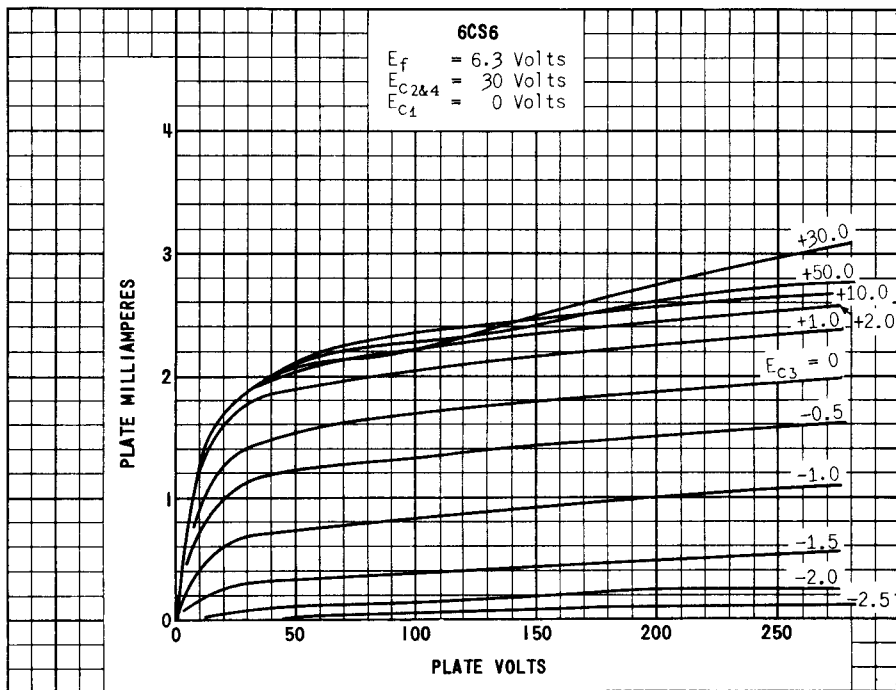
CONTINUED ON FOLLOWING PAGE

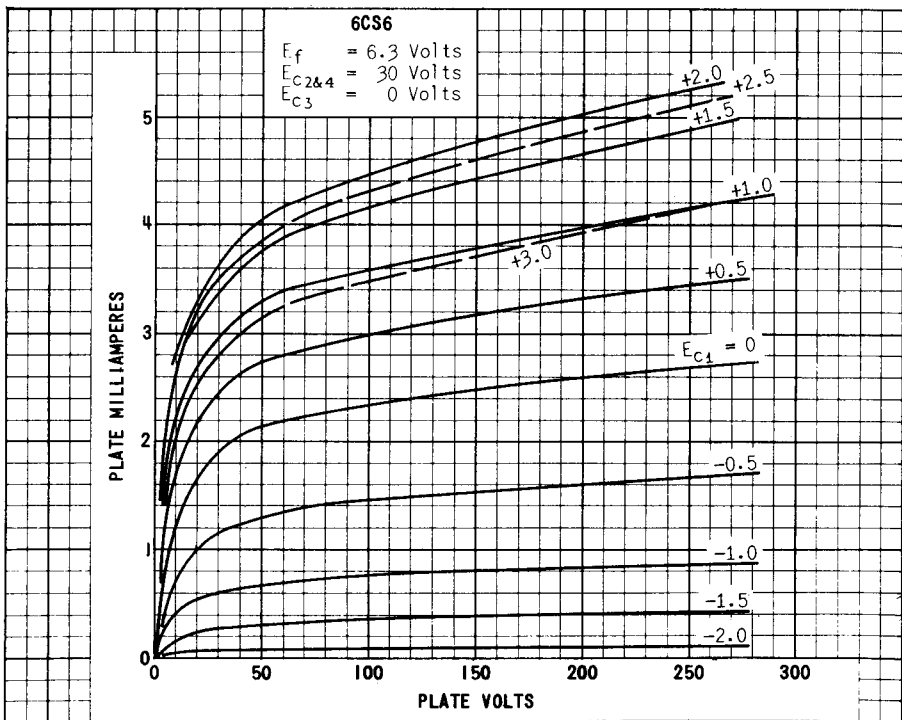
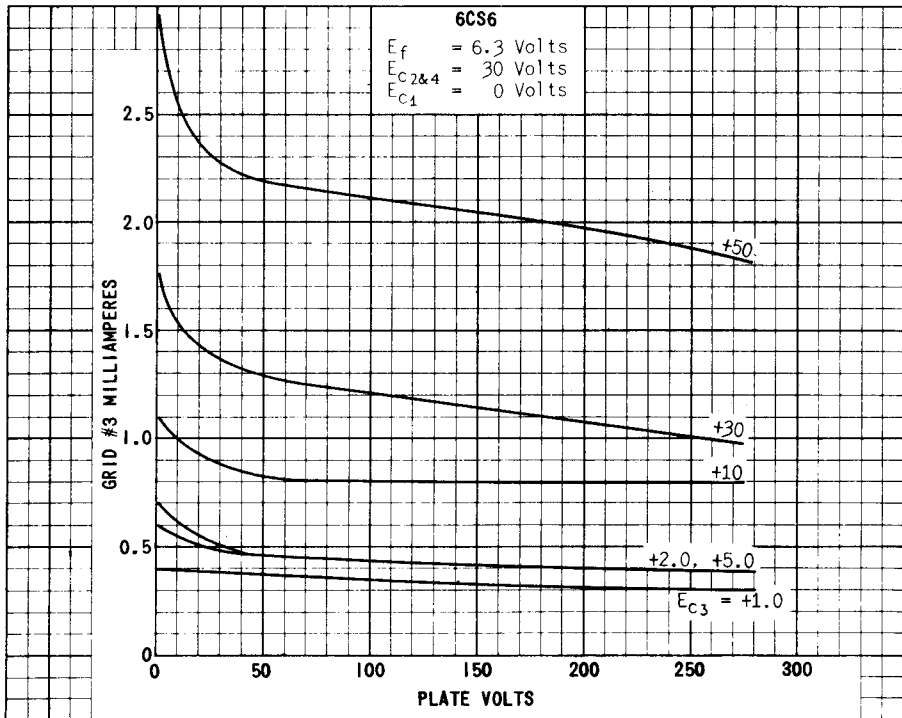
CONTINUED FROM PRECEDING PAGE

TYPICAL OPERATING CONDITIONS AND CHARACTERISTICS

CLASS A_1 AMPLIFIER

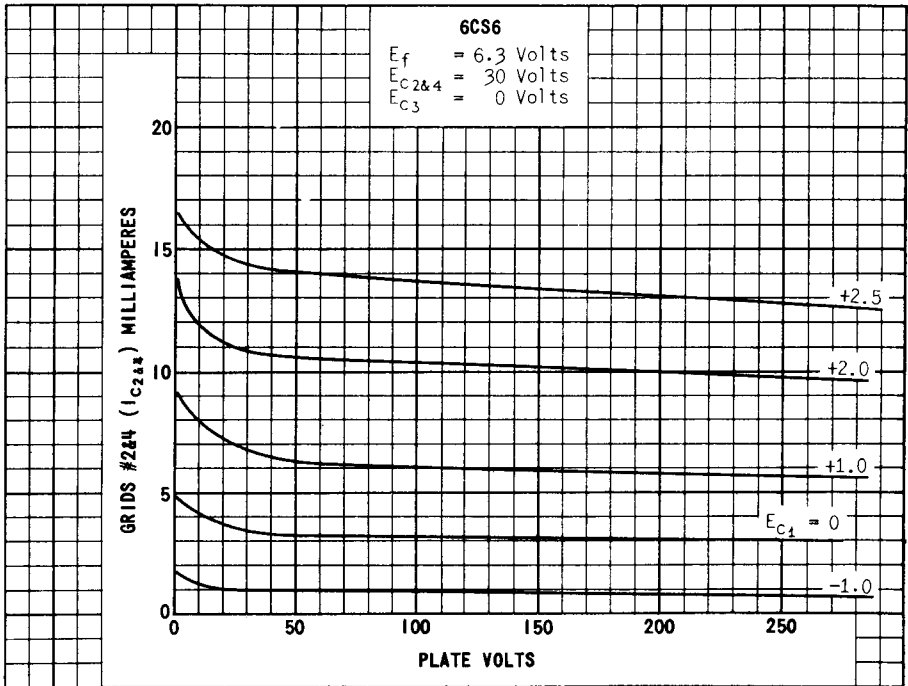
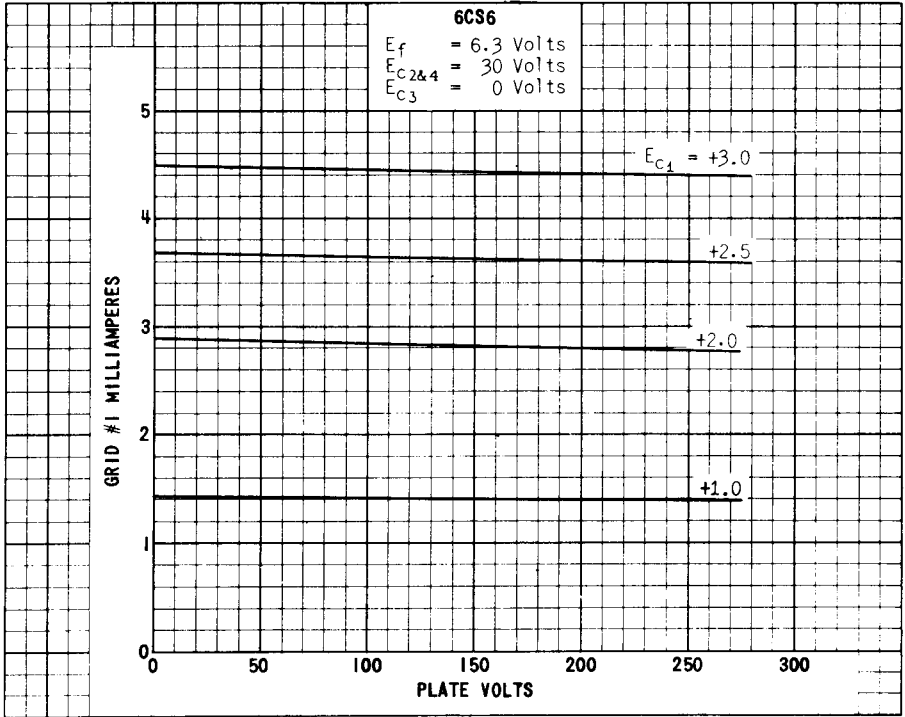
HEATER VOLTAGE	6.3	6.3	6.3	VOLTS
HEATER CURRENT	0.3	0.3	0.3	AMP.
PLATE VOLTAGE	10	100	100	VOLTS
GRID #2 & #4 VOLTAGE	30	30	30	VOLTS
GRID #1 VOLTAGE	0	0	-1	VOLTS
GRID #3 VOLTAGE	0	-1	0	VOLTS
PLATE CURRENT	2.0	0.8	1.0	MA.
GRID #2 & #4 CURRENT	4.5	5.5	1.3	MA.
TRANSCONDUCTANCE (MEASURED BETWEEN GRID #1 AND PLATE)	---	---	100	μ MHOS
TRANSCONDUCTANCE (MEASURED BETWEEN GRID #3 AND PLATE)	---	1 500	---	μ MHOS
PLATE RESISTANCE (APPROX.)	---	0.7	1.0	MEGOHM
GRID #1 VOLTAGE (APPROX.) FOR $I_b=50 \mu A$	---	---	-2.5	VOLTS
GRID #3 VOLTAGE (APPROX.) FOR $I_b=50 \mu A$	---	-2.2	---	VOLTS

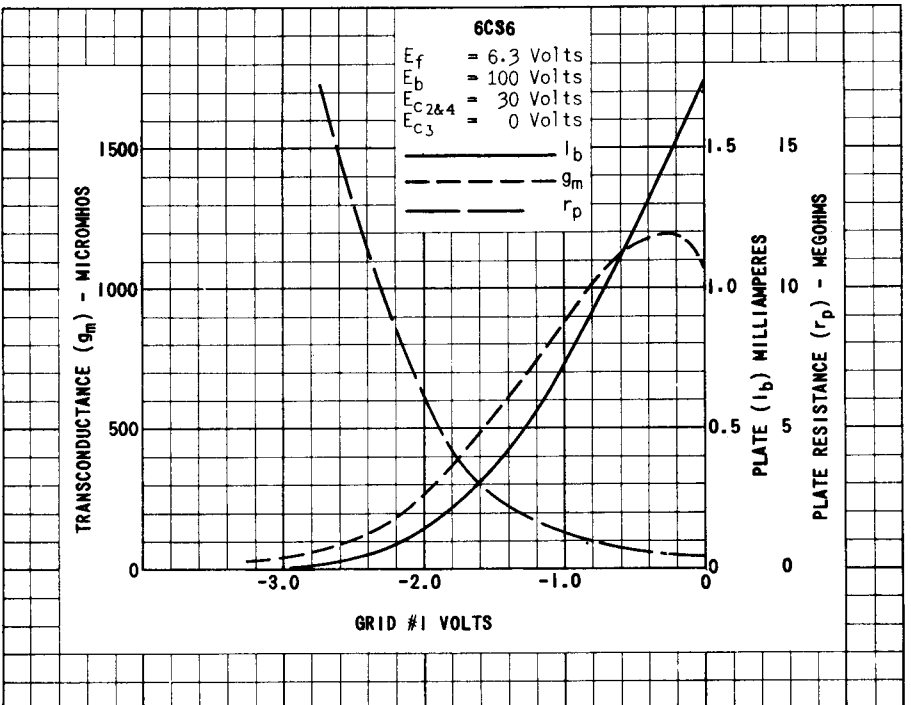
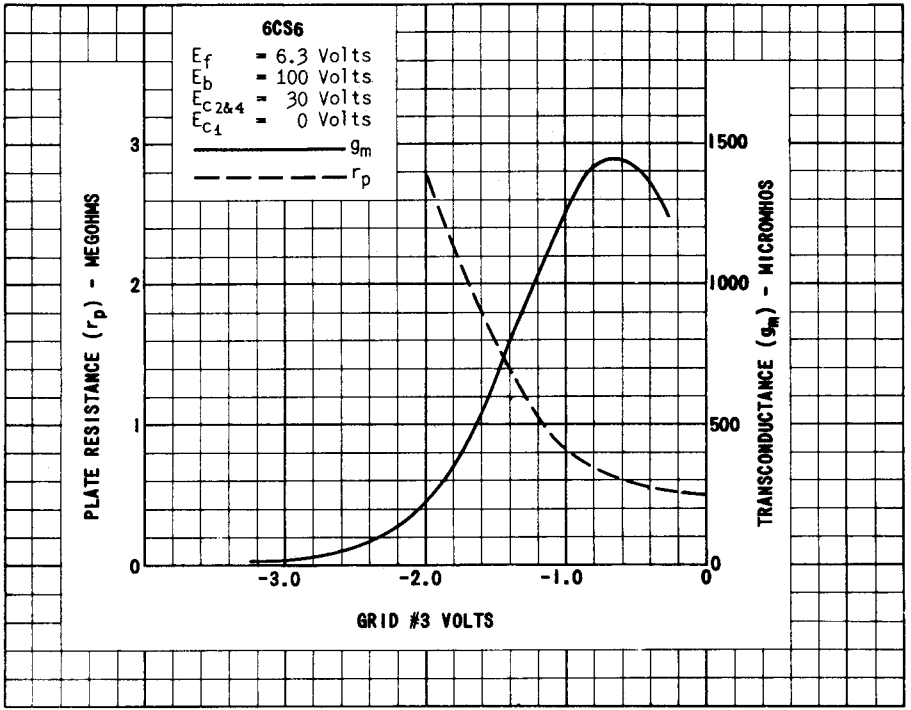




PRINTED IN U.S.A.

6CS6 (12CS6)





6CS6(12CS6)

